

SLOPE DAY 2008

Attendance Statistics

May 2, 2008
Libe Slope
Cornell University

Timeline

12:00 pm	All Gates Open Dining begins serving food Beer bracelet sales and beer service begins Slope Fest on Ho Plaza begins
1:30 pm	Ted Leo on stage
2:40 pm	Hot Hot Heat on stage
4:00 pm	Slope Fest on Ho Plaza ends Gym Class Heros on stage Beer bracelet sales end
4:45 pm	Beer service ends
5:30 pm	Concert conclude Gates close to incoming guests
6:00 pm	Food sales end

SLOPE DAY 2008 Ticket and Scanner Statistics

Cornell Student Guest Tickets

On-line Presale (\$25) – sold on-line up until April 1	463
In person Presale (\$30) – sold at WSH up until May 1	885
Total Cornell Student Guest Tickets	1,348

Alumni Guest Tickets

On-line Presale (\$30) – sold on-line up until May 1 (sold out on May 1)	300
--	-----

Total Guest Tickets (student and alumni) sold **1,648**

Total Number of VIP Tickets distributed (band guests, VIPs, etc.) **90**

Total Number of non-Cornell ID Guests **1,738**

Cornell IDs scanned at the gates

Total of 11,546 Scans

(Note: these numbers include re-entry)

Attendance by ID type

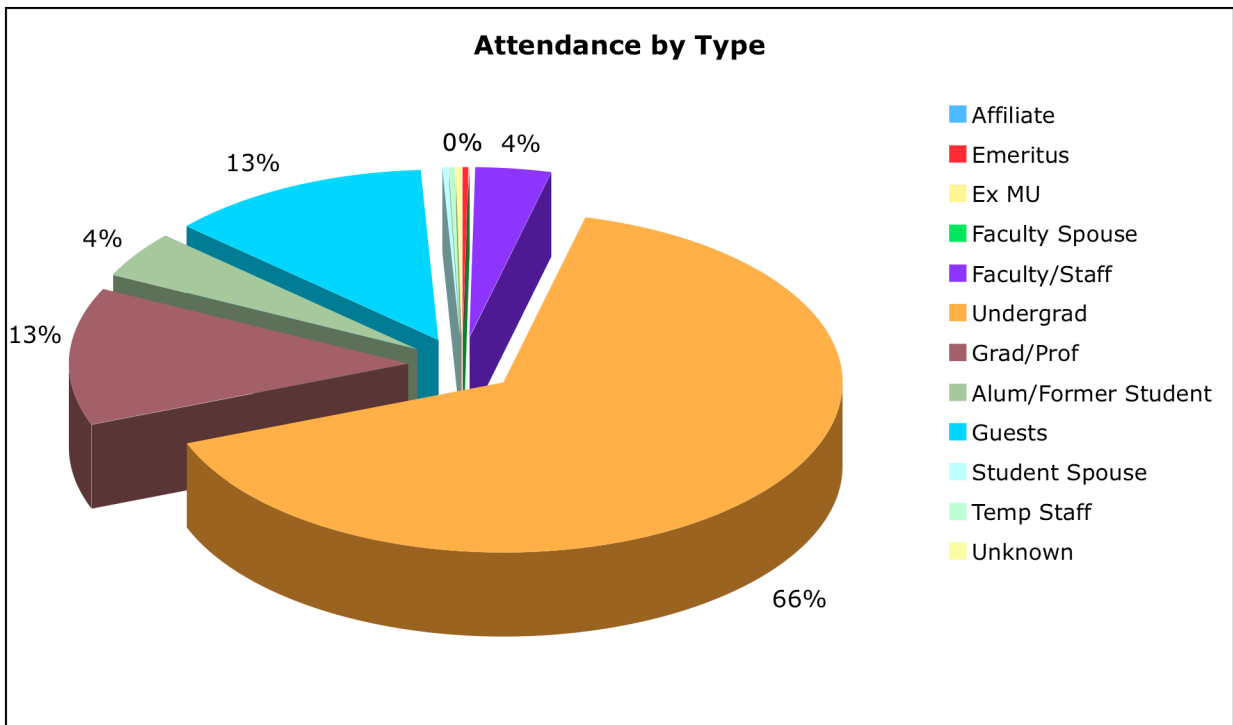
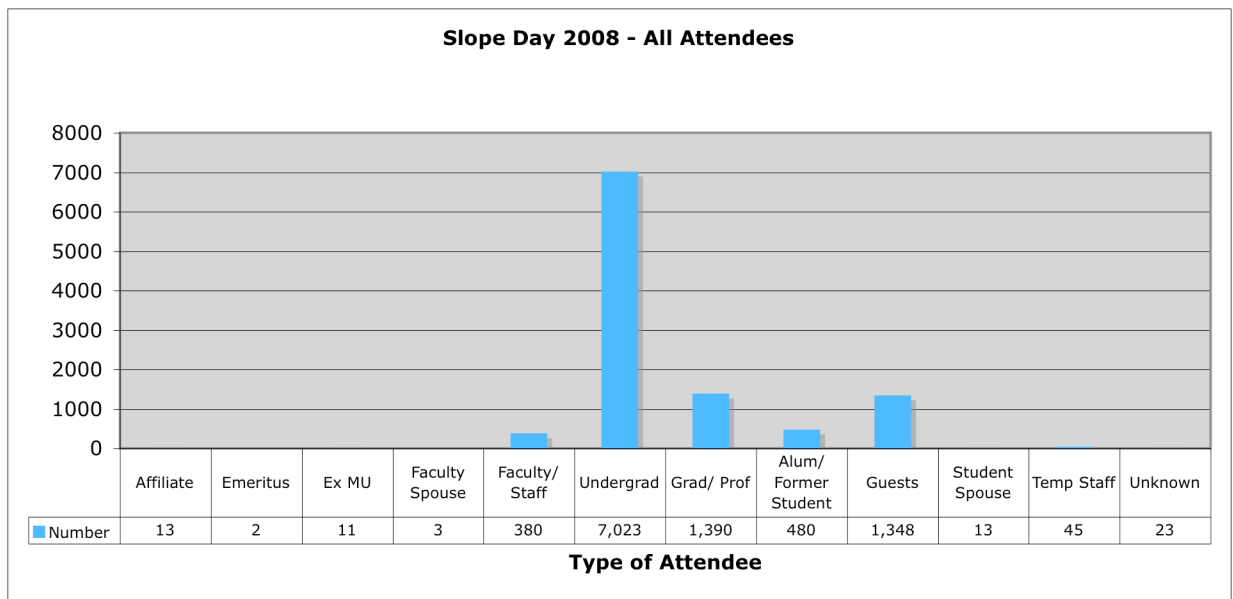
<u>ID TYPE</u>	<u>Number</u>	<u>Percentage</u>
Affiliate	15.....	0.13%
Emeritus.....	3.....	0.03%
Ex MU	11.....	0.10%
Faculty Spouse	3.....	0.03%
Faculty/Staff	456.....	3.95%
Student (Undergrad/Grad/Prof/Alum).....	10,965.....	94.97%
Student Spouse.....	15.....	0.13%
Temp Staff.....	55.....	0.48%
Unknown	23.....	0.20%
Total Gross Scans	11,546	100.00%

Cornell Student ID Cards Scanned

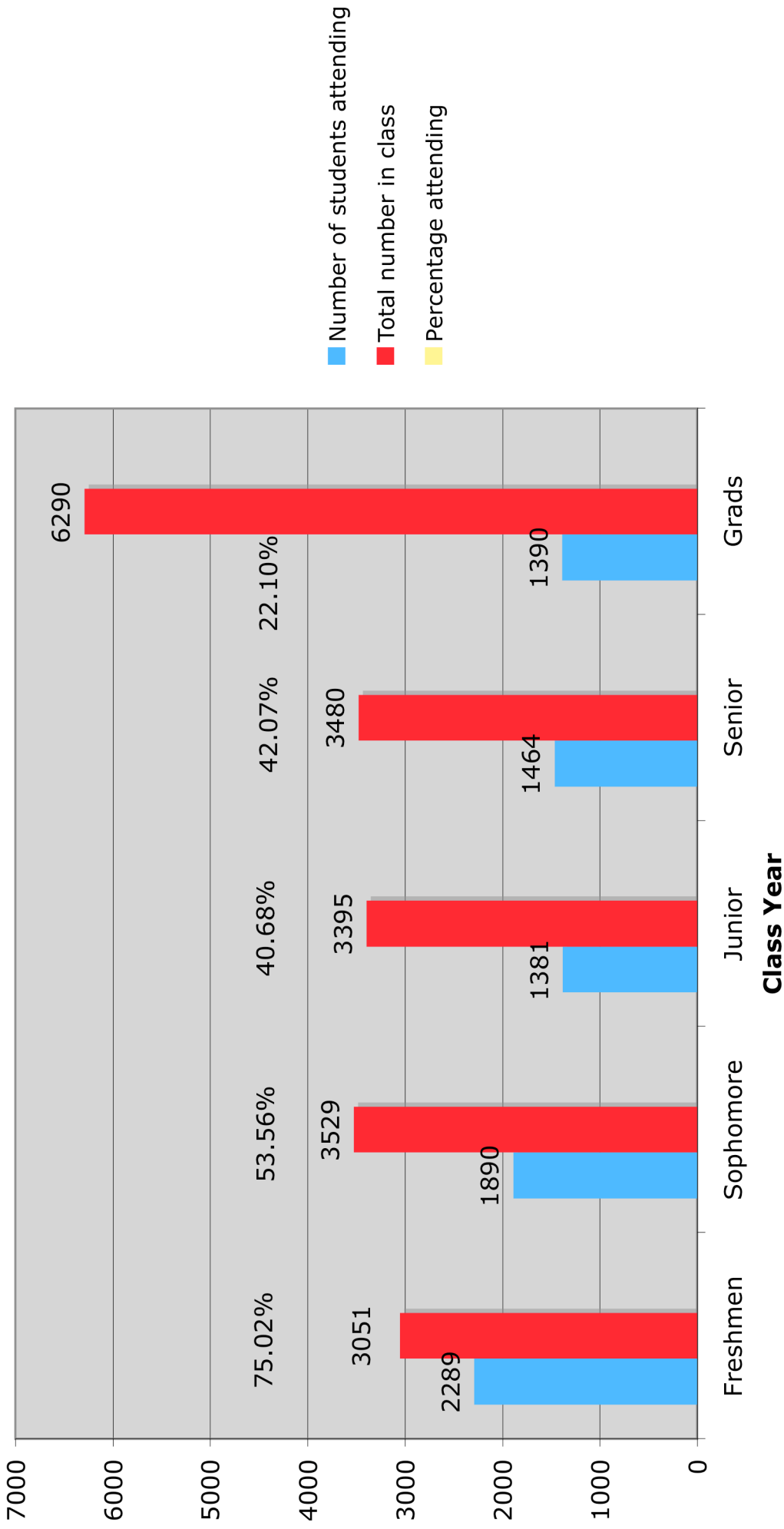
Total Undergraduate Cornell ID Cards Scanned	9,084	84.89%
Total Graduate & Professional ID Cards Scanned	1,617	15.11%
Total Cornell Students Scanned (Gross)	10,701	100%

Total Attendance by Type

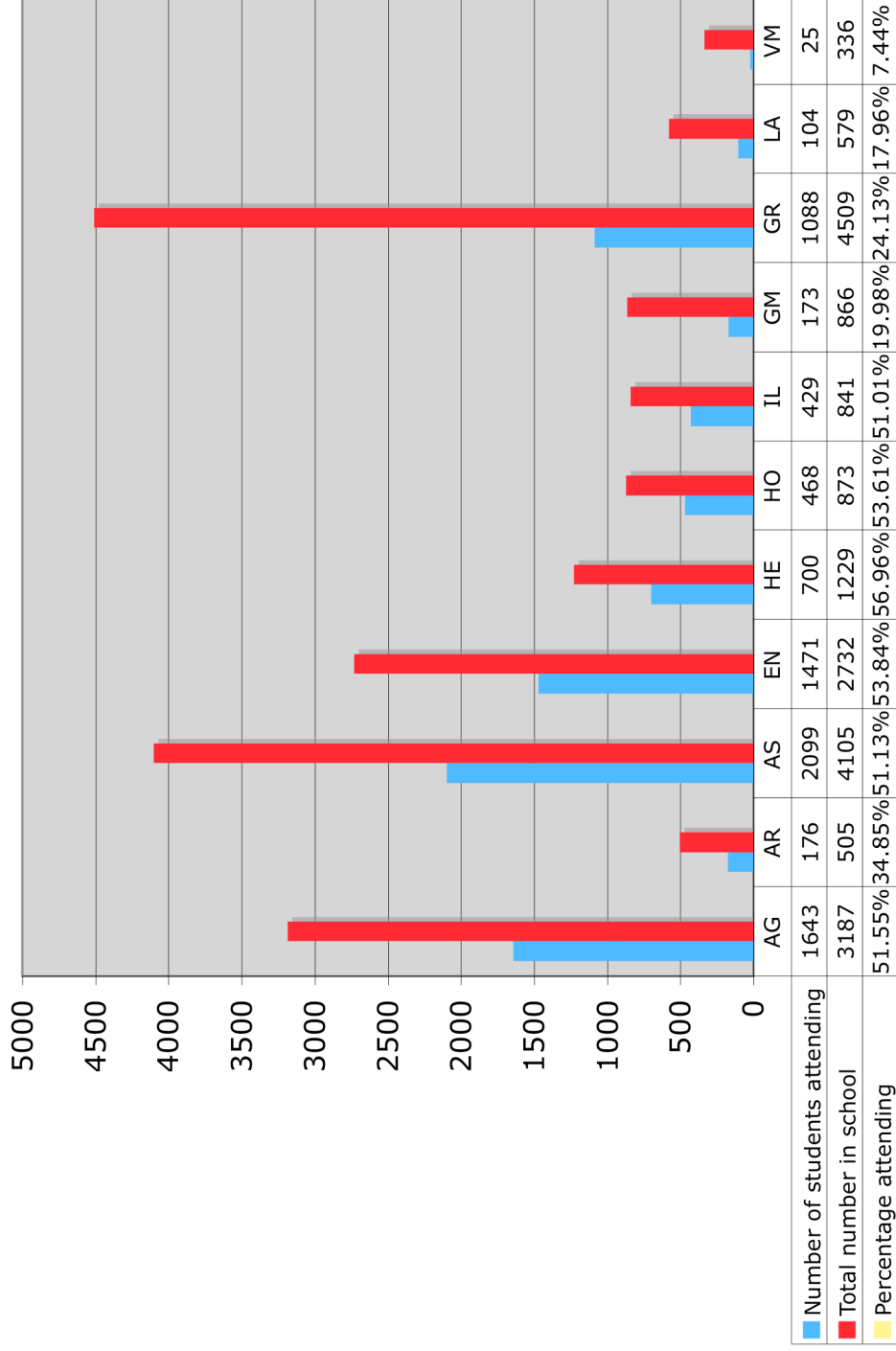
<u>ID/TICKET TYPE</u>	<u>Number</u>	<u>Percentage</u>
Affiliate	13.....	0.12%
Emeritus.....	2.....	0.02%
Ex MU	11.....	0.10%
Faculty Spouse	3.....	0.03%
Faculty/Staff	380.....	3.54%
Undergraduate Student	7,023.....	65.45%
Graduate/Professional Student.....	1,390.....	12.95%
Guests of students (tickets only).....	1,348.....	12.56%
Alum/Former Student (scanned & ticketed).....	480.....	4.47%
Student Spouse.....	13.....	0.12%
Temp Staff.....	45.....	0.42%
Unknown	23.....	0.21%
Total	10,731.....	100%



Numbers by Class Year



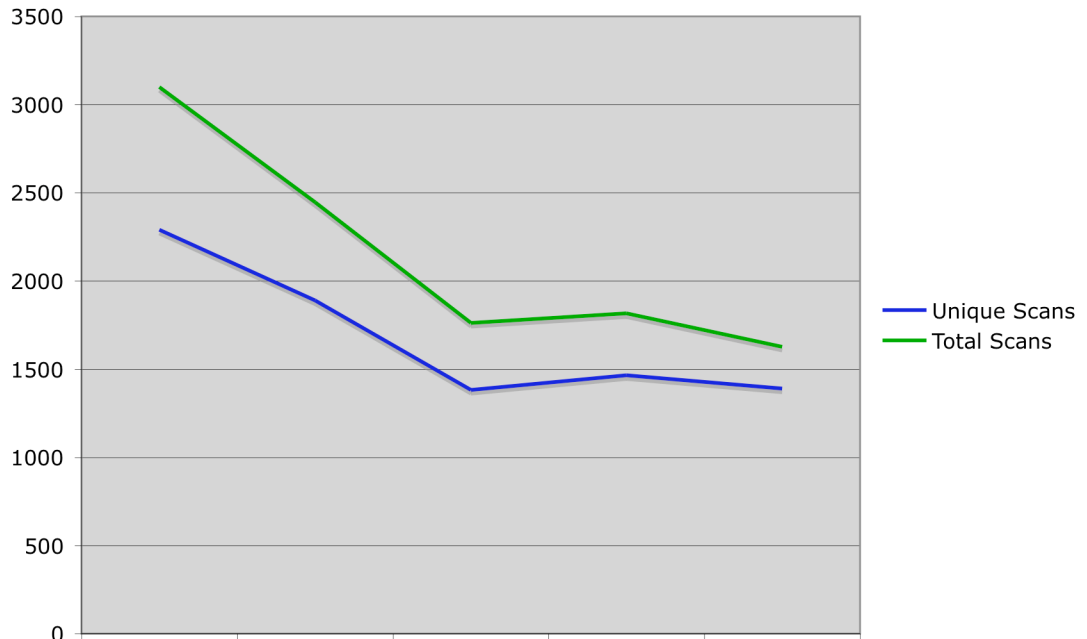
Numbers by Schools



■ Number of students attending
■ Total number in school
■ Percentage attending

School

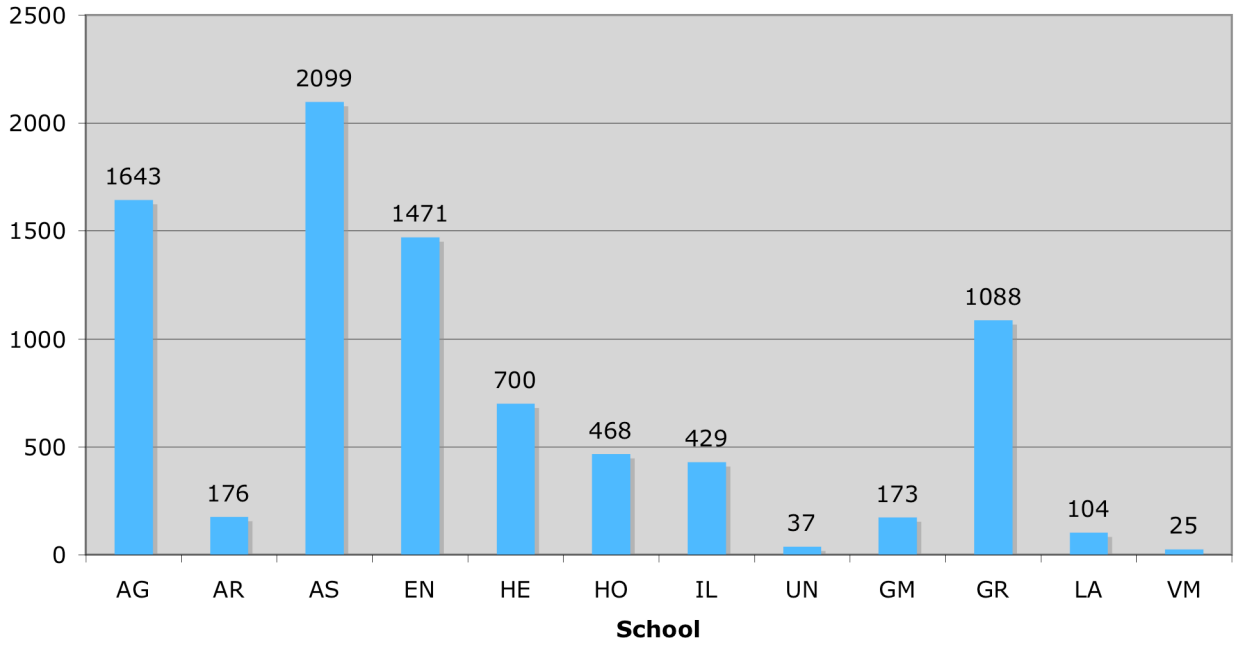
Slope Day 2008 - Total and Unique Scans by Class Year



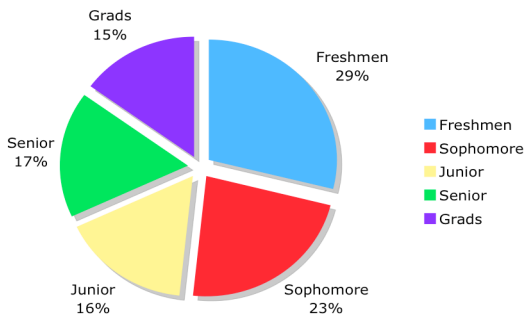
	Freshmen	Sophomore	Junior	Senior	Grads
Unique Scans	2289	1890	1381	1464	1390
Total Scans	3099	2446	1761	1816	1627

Class	Total Scans	Unique Scans	Difference <i>(i.e. number of people who left and re-entered)</i>
Freshmen	3099	2289	810
Sophomore	2446	1890	556
Junior	1761	1381	380
Senior	1816	1464	352
Grads	1627	1390	237

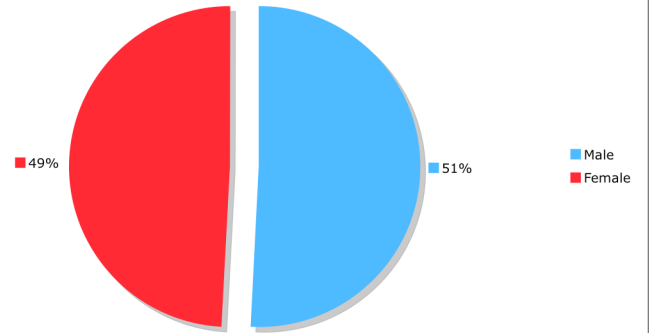
Slope Day 2008 - Student Data



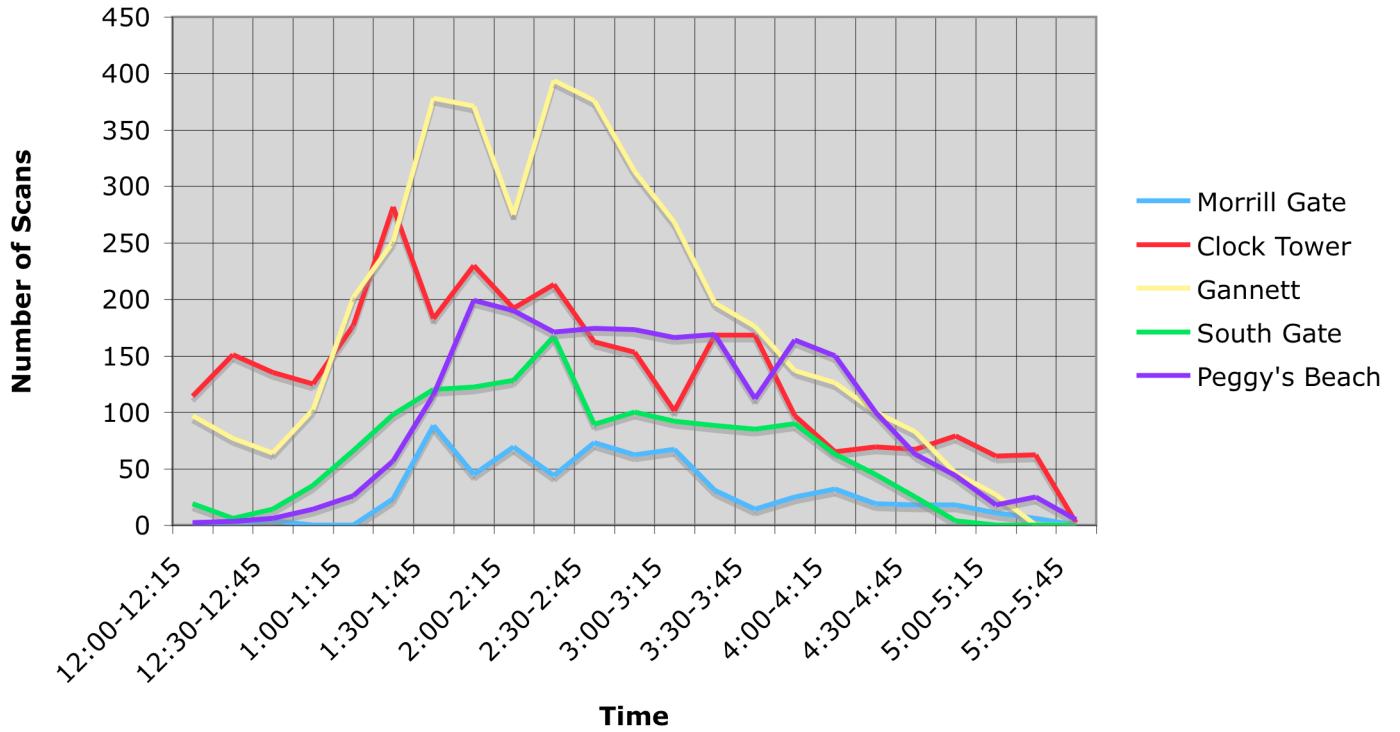
Slope Day 2008 - By Class Year



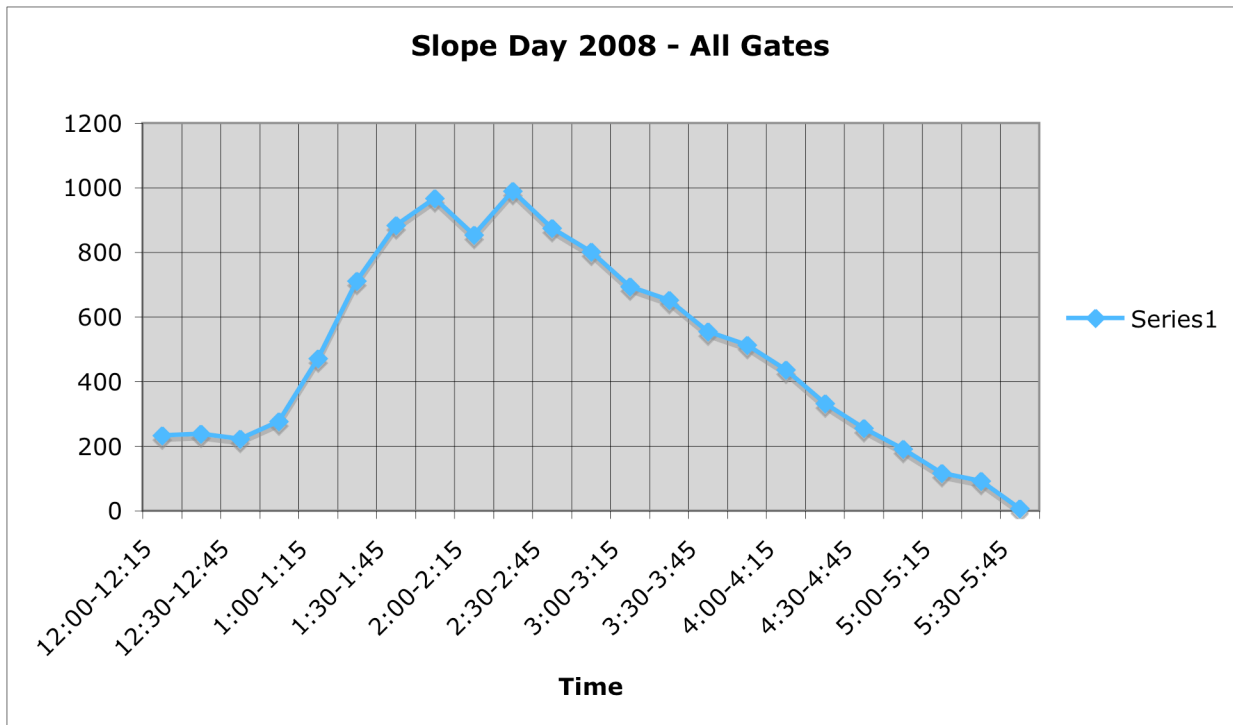
Slope Day 2008 - Male/Female Ratio



Slope Day 2008 Gates



Time	Morrill Gate	Clock Tower	Gannett	South Gate	Peggy's Beach	Totals
12:00-12:15	1	114	97	19	2	233
12:15-12:30	1	151	77	6	3	238
12:30-12:45	4	135	64	14	6	223
12:45-1:00	0	125	102	35	14	276
1:00-1:15	0	177	202	66	26	471
1:15-1:30	23	282	251	98	57	711
1:30-1:45	88	183	378	120	115	884
1:45-2:00	45	230	371	122	199	967
2:00-2:15	69	192	275	128	190	854
2:15-2:30	44	213	394	167	171	989
2:30-2:45	73	162	376	89	174	874
2:45-3:00	62	153	313	100	173	801
3:00-3:15	67	101	268	92	166	694
3:15-3:30	31	168	197	88	169	653
3:30-3:45	14	168	176	85	112	555
3:45-4:00	25	97	137	90	164	513
4:00-4:15	32	65	126	63	150	436
4:15-4:30	19	69	100	45	100	333
4:30-4:45	18	67	83	25	63	256
4:45-5:00	18	79	46	4	44	191
5:00-5:15	11	61	27	0	18	117
5:15-5:30	6	62	0	0	25	93
5:30-5:45	0	2	0	0	5	7
Totals	651	3056	4060	1456	2146	11369



Time	Scans
12:00-12:15	233
12:15-12:30	238
12:30-12:45	223
12:45-1:00	276
1:00-1:15	471
1:15-1:30	711
1:30-1:45	884
1:45-2:00	967
2:00-2:15	854
2:15-2:30	989
2:30-2:45	874
2:45-3:00	801
3:00-3:15	694
3:15-3:30	653
3:30-3:45	555
3:45-4:00	513
4:00-4:15	436
4:15-4:30	333
4:30-4:45	256
4:45-5:00	191
5:00-5:15	117
5:15-5:30	93
5:30-5:45	7
<hr/>	
Total	11369